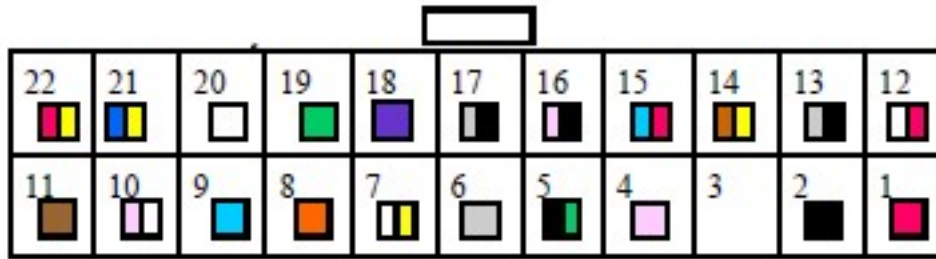


Umístění vodičů sběrnice CAN ve vozidlech

(Konektory z pohledu výstupních vodičů)



ALFA ROMEO
159 - BRERA - SPIDER

Tlačítka na volantu	+	-	▲	▼	▲	▼	🔊	SCR
Funkce	1	2	3	4	6	5	8	7

ISO konektor autorádia
Reproduktory

AUDI
A3 A4 A5 A6 TT Q7

Tlačítka	+	▲	▼	▲	▼
Funkce	1	2	3	4	

Sběrnice CAN na ISO Audi
Sběrnice CAN na FAKRA Audi

BMW
SERIES 1 3 5

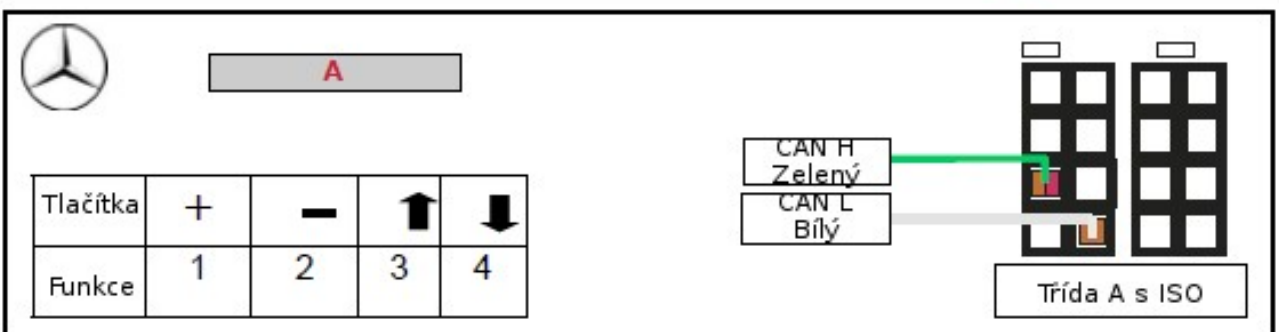
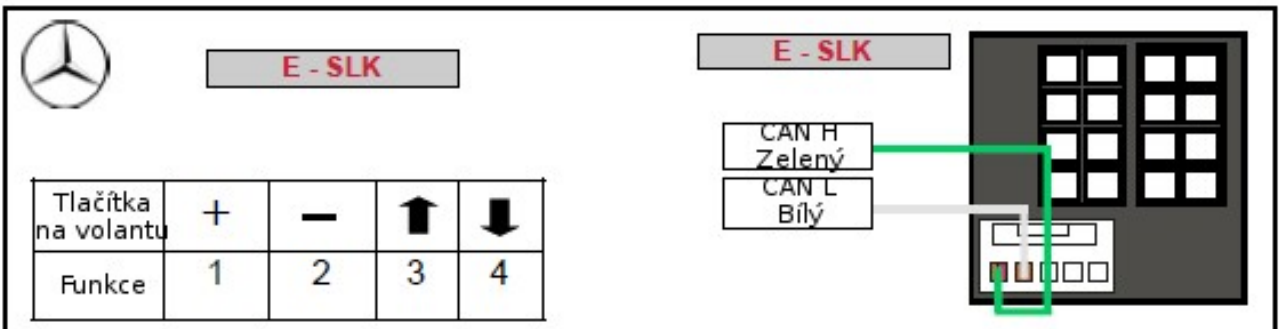
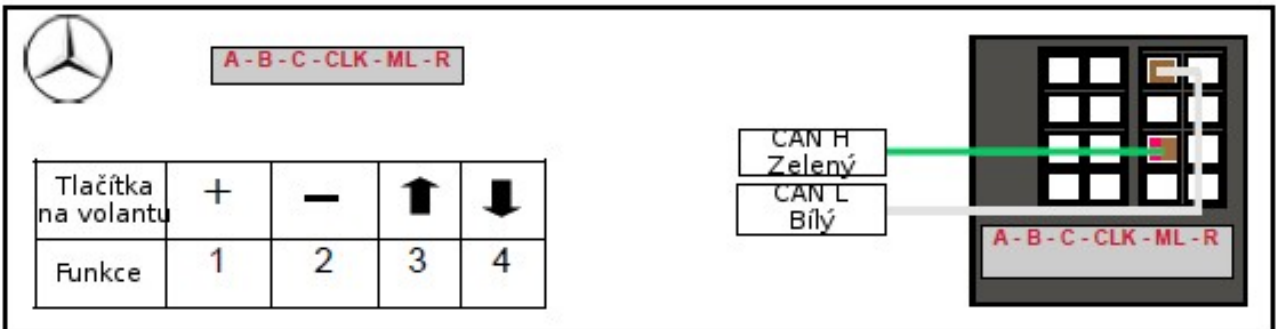
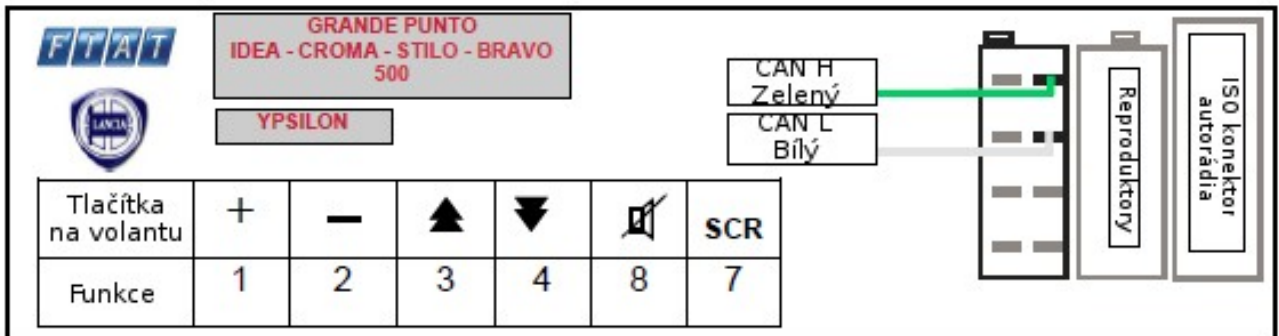
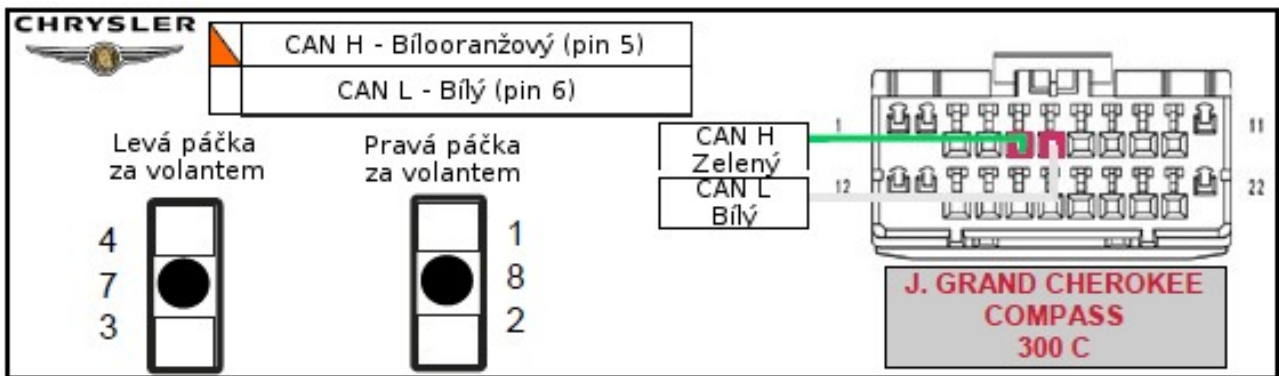
Tlačítka	+	-	▲	▼
Funkce	1	2	3	4

BMW třída 1, 3 a 5

BMW
Sběrnice K-BUS
Umístěte J5 mezi piny 1 a 2

Tlačítka	+	-	▲	
Funkce	1	2	3	4

Starší sběrnice K-BUS
X3 X5 MINI

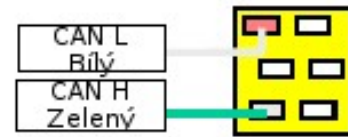




**MODUS - CLIO - MEGANE
LAGUNA - ESPACE**

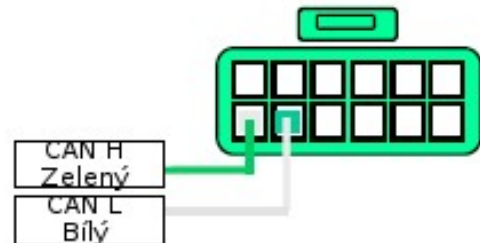
RENAULT

Tlačítka na volantu	+	-	↶	↷	🔊	SCR
Funkce	1	2	4	3	8	7



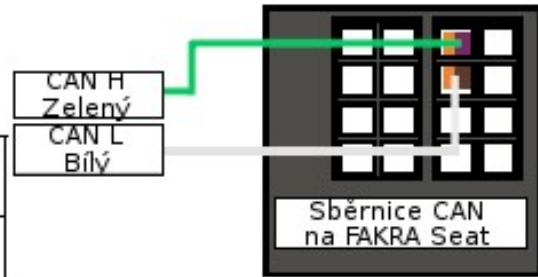
V70

Tlačítka na volantu	+	-	↶	↷
Funkce	1	2	4	3



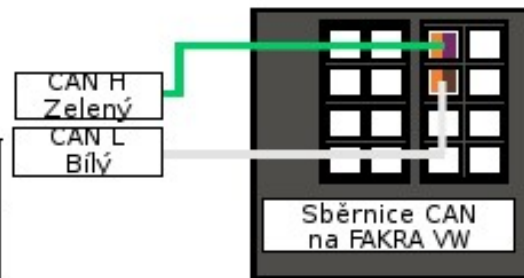
ALTEA - CORDOBA - LEON

Tlačítka na volantu	+	↗	↖	↶	↷	🔄	🔊
Funkce	1	2	4	3	7	8	



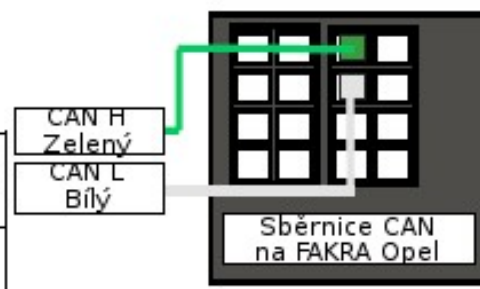
**GOLF V - GOLFPPLUS - TOURAN
PASSAT - TOUAREG
NEW TOUAREG - EOS
MULTIVAN - TIGUAN**

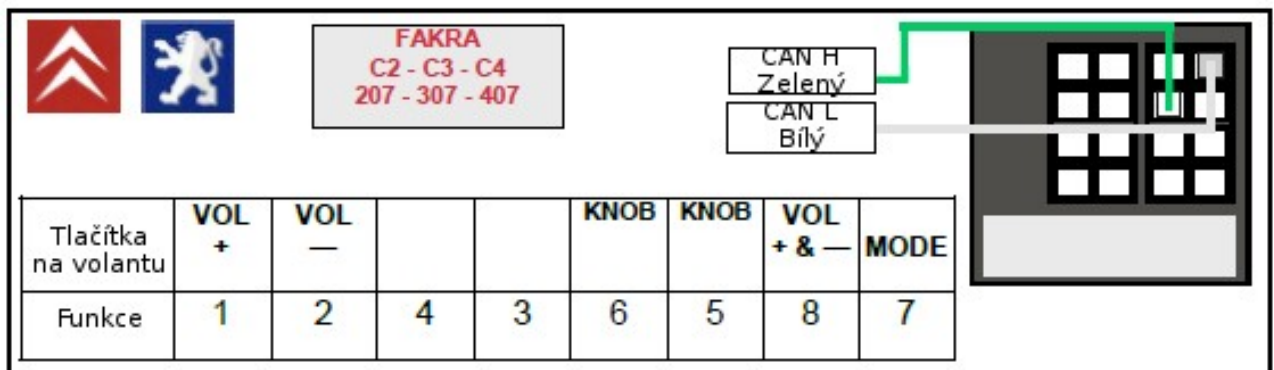
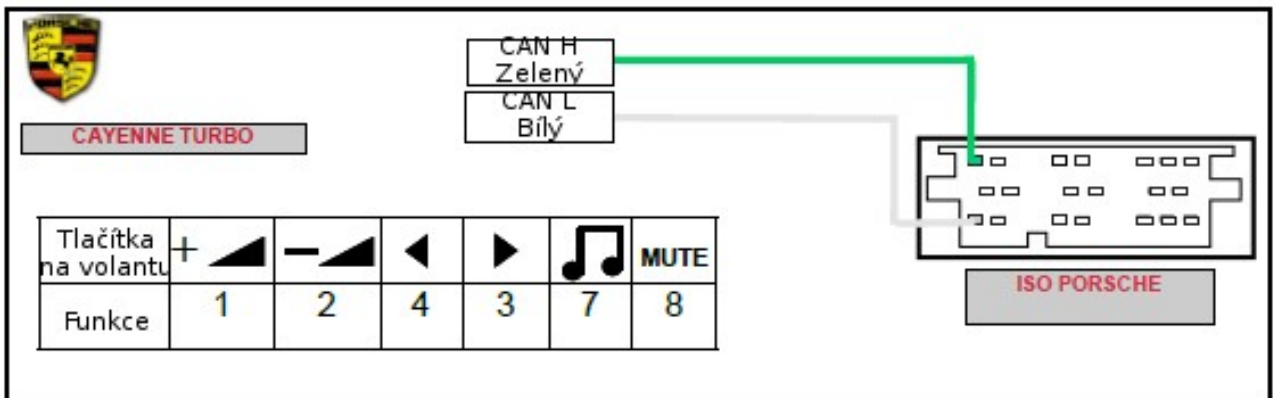
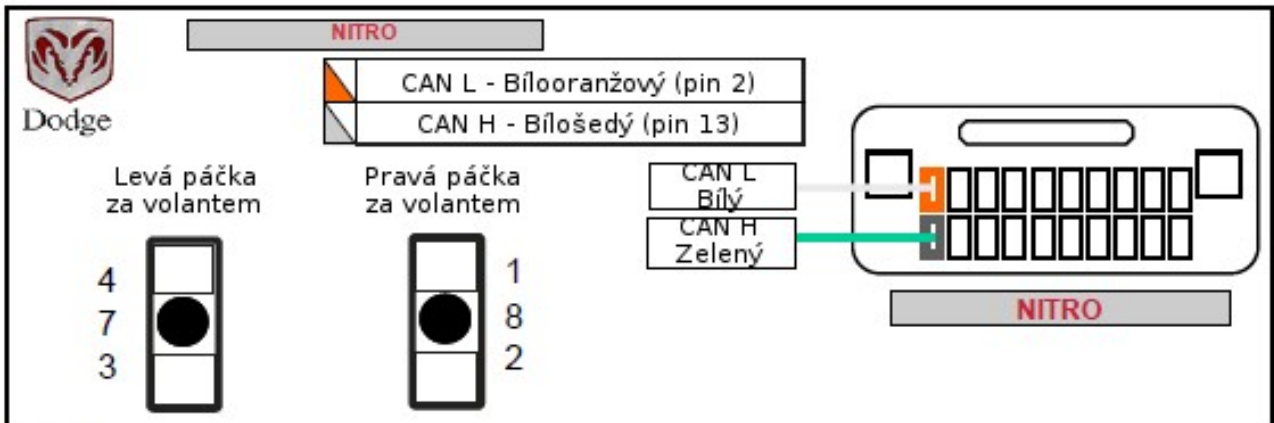
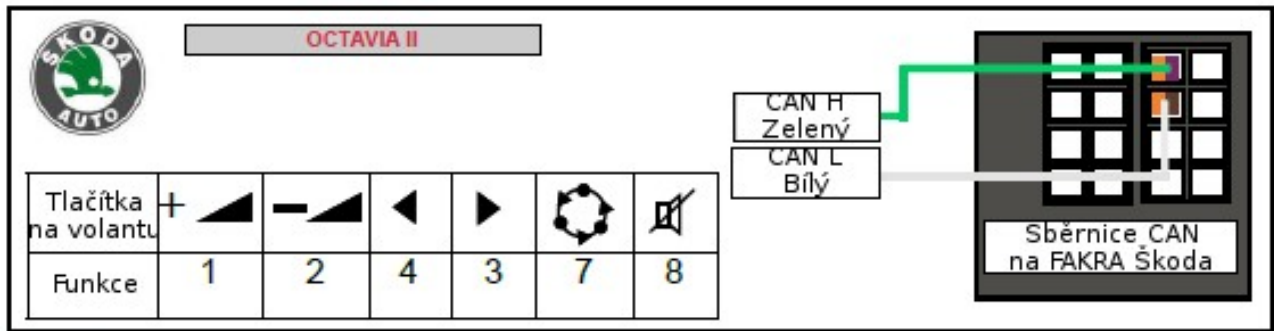
Tlačítka na volantu	+	↗	↖	↶	↷	🔄	🔊
Funkce	1	2	4	3	7	8	



**CORSA - ASTRA H - MERIVA
NEW VECTRA
SIGNUM - TIGRA - NEW ZAFIRA
ANTARA**

Tlačítka na volantu	VOL +	VOL -	▲	▼	🔊	📶
Funkce	1	2	4	3	7	8





Umístění vodičů ve vozidlech

Pokud není vodič V2 připojen ke konektoru vozidla, připojte jej na zem.

